

ZK-502A 50Wx2 蓝牙音频数字功放板模块 产品说明书

Wuzhi Audio APP 下载二维码
Wuzhi Audio APP download



ZK-502A

50W+50W立体声输出

蓝牙 5.1 | AUX 输入 | USB 声卡 | U盘 输入 | 助眠曲 功能



外壳需要自己组装

底部散热片

加强散热

APP功能

- 修改蓝牙名称
- 设置蓝牙密码
- 提示音音量调节
- 开关提示音
- 助眠曲+定时关机
- 音效调节
- U盘选曲
- 播放列表

目录

ZK-502A 蓝牙音频数字功放板模块产品说明书	1
目录	3
底部散热片	4
产品功能介绍	5
产品参数	6
安装示意图及包装清单	7
APP 设置界面	8

1. 底部散热片



散热片紧贴外壳辅助散热，底部通风不密封




16x13mm散热片

2. 产品功能介绍



3. 产品参数


产品参数 POWER AMPLIFIER BOARD



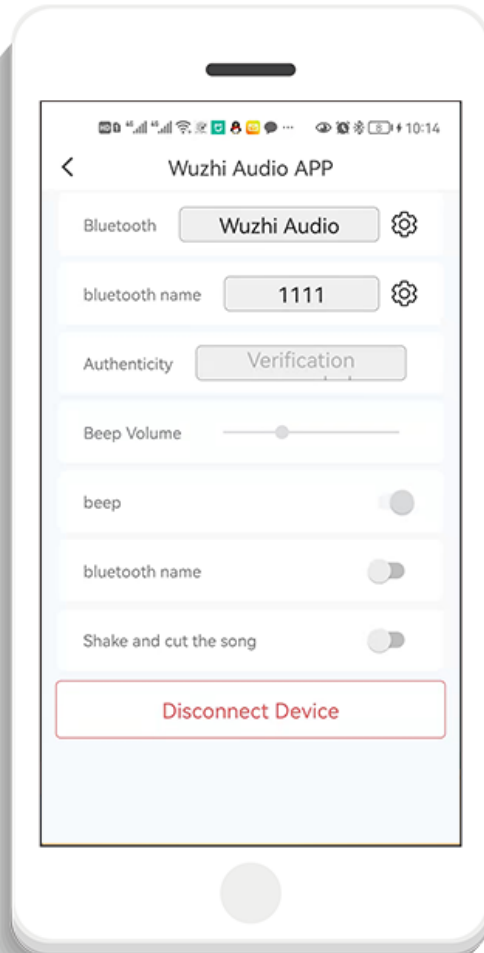
【品牌】	Wuzhi Audio
【产品型号】	ZK-502A
【产品名称】	2.0声道50Wx2立体声蓝牙音频功率放大器
【音频输入】	AUX + 蓝牙 + U盘 + USB声卡
【蓝牙版本】	5.1
【音频输出】	左声道50W+右声道50W
【适配电源】	DC 9~24V / ≥3A (不可接交流电)
【适配喇叭】	10-50W, 4-8Ω
【音量调节】	经典机械式旋钮(带音量大小刻度), 无级调节
【开关机】	经典机械式开关, 一转开关机, 无需长按等待
【保护机制】	过热, 过流, 短路, 防静电保护
【特色功能】	支持Wuzhi Audio APP。修改改蓝牙名称, 密码设置, 提示音音量调节, 开/关提示音, 助眠曲, 音效选择+自定义音效, U盘播放列表。
【产品尺寸】	78*50*18mm
【产品重量】	净重46g 含包装80g

注:建议配8Ω喇叭、供电9-24VDC, 不可超压。
如果驱动4Ω喇叭, 供电电源不能超过12V。

4. 安装示意图及包装清单



5. APP 设置界面



蓝牙名称修改步骤

【输入新蓝牙名称】→【点设置按钮】→系统自动重启→【手机蓝牙取消与原蓝牙名称配对】→【找到新蓝牙名称重新配对】

蓝牙密码设置步骤

方法一:

【打开蓝牙密码开关】→使用默认密码 1111

方法二:

【打开蓝牙密码开关】→【输入密码】→【点设置按钮】→系统自动重启→【取消配对, 再次连接会提示输入密码】

ZK-502A BT audio digital power amplifier board

Product specification

ZK-502A

50W+50W Stereo Output

BT 5.1	AUX input	USB driver	USB sound card	Lullaby
-----------	--------------	---------------	-------------------	---------



Bottom heat sink

Enhance heat dissipation

APP Function

- Modify BT name
- Set BT password
- Prompt tone volume adjustment
- Switch tone
- Lullaby + timed shutdown
- Sound effect adjustment
- Select songs from USB flash driver
- Playlist

The shell needs to be assembled by yourself

Catalogue

ZK-502A BT audio digital power amplifier board	9
Catalogue	10
Bottom heat sink	11
Product function introduction.....	12
Product parameters	13
Installation diagra	14
APP setting interface	15

1. Bottom heat sink

BOTTOM HEAT SINK TO ENHANCE HEAT DISSIPATION


The heat sink is close to the shell to assist the heat dissipation, and the bottom ventilation is not sealed.



16x13mm heat sink

2. Product function introduction

FUNCTION INTRODUCTION



3. Product parameters


PRODUCT PARAMETERS
▼

78mm
18mm
50mm
60mm

[Brand]	Wuzhi Audio
[Model]	ZK-502A
[Name]	2.0 channel 50Wx2 stereo BT audio power amplifier
[Audio input]	AUX + BT + USB drive + USB sound card
[BT version]	5.1
[Audio output]	Left channel 50W + right channel 50W
[Adaptive power supply]	DC 9~24V / ≥3A (Do not connect to AC)
[Adaptive speaker]	10-50W, 4-8Ω
[Volume adjustment]	Classic mechanical knob (with volume scale), stepless adjustment
[Switch machine]	Classic mechanical switch, one turn on and off, without long press and wait.
[Protection mechanism]	Overheating, overcurrent, short circuit, anti-static protection
[Characteristic function]	Support Wuzhi Audio APP. Modify BT name, password setting, prompt tone volume adjustment, on / off prompt tone, lullaby, sound effect selection + custom sound effect, USB flash disk playlist.
[Size]	78*50*18mm
[Weight]	Net weight 46g, Weight with package 80g

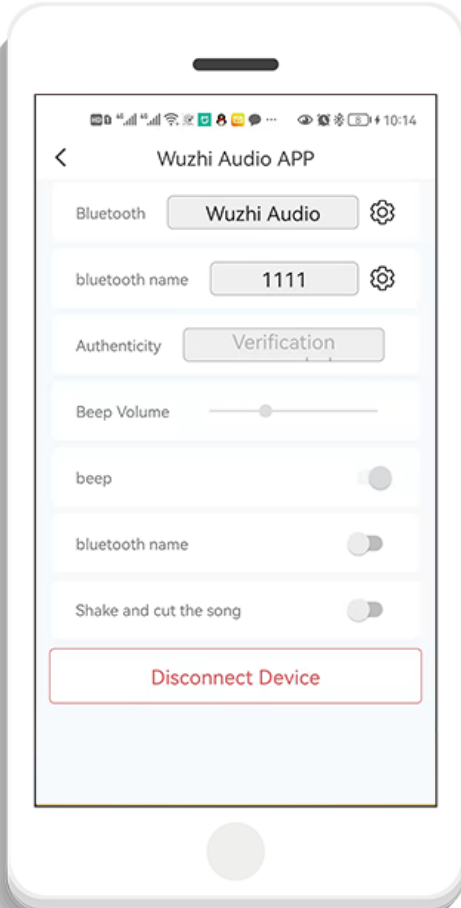
Note: it is recommended to equip with 8Ω speaker and power supply of 9-24vdc. Overpressure is not allowed.
If the 4Ω speaker is driven, the power supply shall not exceed 12V.

4. Installation diagram



5. APP Setting interface

APP SETTING INTERFACE



BT name modification steps

[enter a new BT name] → [click set button] → [system automatic restart] → [cancel pairing of mobile BT with the original BT name] → [find a new BTname and re pair]

BT password setting steps

Method 1:
[turn on BT password switch] → Use default password 1111

Method 2:
[turn on BT password switch] → [enter password] → [click the setting button] → [the system will restart automatically] → [cancel pairing, and you will be prompted to enter password when connecting again]