

ZK-R502H 2.0 声道 TPA3116D2 50Wx2 高低音调节蓝牙音频功放

Wuzhi Audio APP 下载二维码

Wuzhi Audio APP download



ZK-R502H

TPA3116D2
50W+50W立体声

**带高低音调节
蓝牙音频功放**

蓝牙 | AUX | U盘 | USB
5.1 | 输入 | 播放 | 声卡

高清音质

炫酷指示灯

赠送：
炫酷APP

外壳需自己安装



目录

ZK-R502H 2.0 声道 TPA3116D2 50Wx2 高低音调节蓝牙音频功率放大器	1
目录	2
产品对照表.....	4
高端音响体验	5
旋钮操作介绍	6
产品细节.....	7
产品功能.....	8
产品参数.....	9
安装示意图.....	10
APP 设置界面.....	11

1. 产品对照表

产品对照表

型号	R302	R502E	R502H	R21E	R21H
图片					
特色功能	支持Wuzhi Audio APP				
功放芯片	TPA 3118	国产芯片	TPA 3116D2	国产芯片	TPA 3116D2
音频输入	蓝牙5.1+AUX+U盘+USB声卡				
声道数	高低音调2.0声道			2.1声道带低音炮	
功率输出	30W+30W	50W+50W	50W+50W	50W+50W+100W	
适配电源	9-24V/≥3A	9-24V/≥3A	9-24V/≥3A	9-24V/≥7A	9-24V/≥7A
适配喇叭	10-50W 4-8Ω	10-50W 4-8Ω	10-50W 4-8Ω	左右声道 15-50W, 4-8Ω 低音炮 30-100W, 4-8Ω	
音量调节	多功能旋钮，360度无级调音，带音量等级指示。 单击：播放/暂停 双击：模式切换 (蓝牙/U盘/AUX) 长按1秒：开/关机 旋转：调节音量大小				
保护机制	过温，过流，短路，防静电保护				
尺寸	81*81*34mm	81*81*34mm	81*81*34mm	81*81*37mm	81*81*37mm
重量 (含包装)	126g	127g	130g	129g	150g

2. 高端音响体验



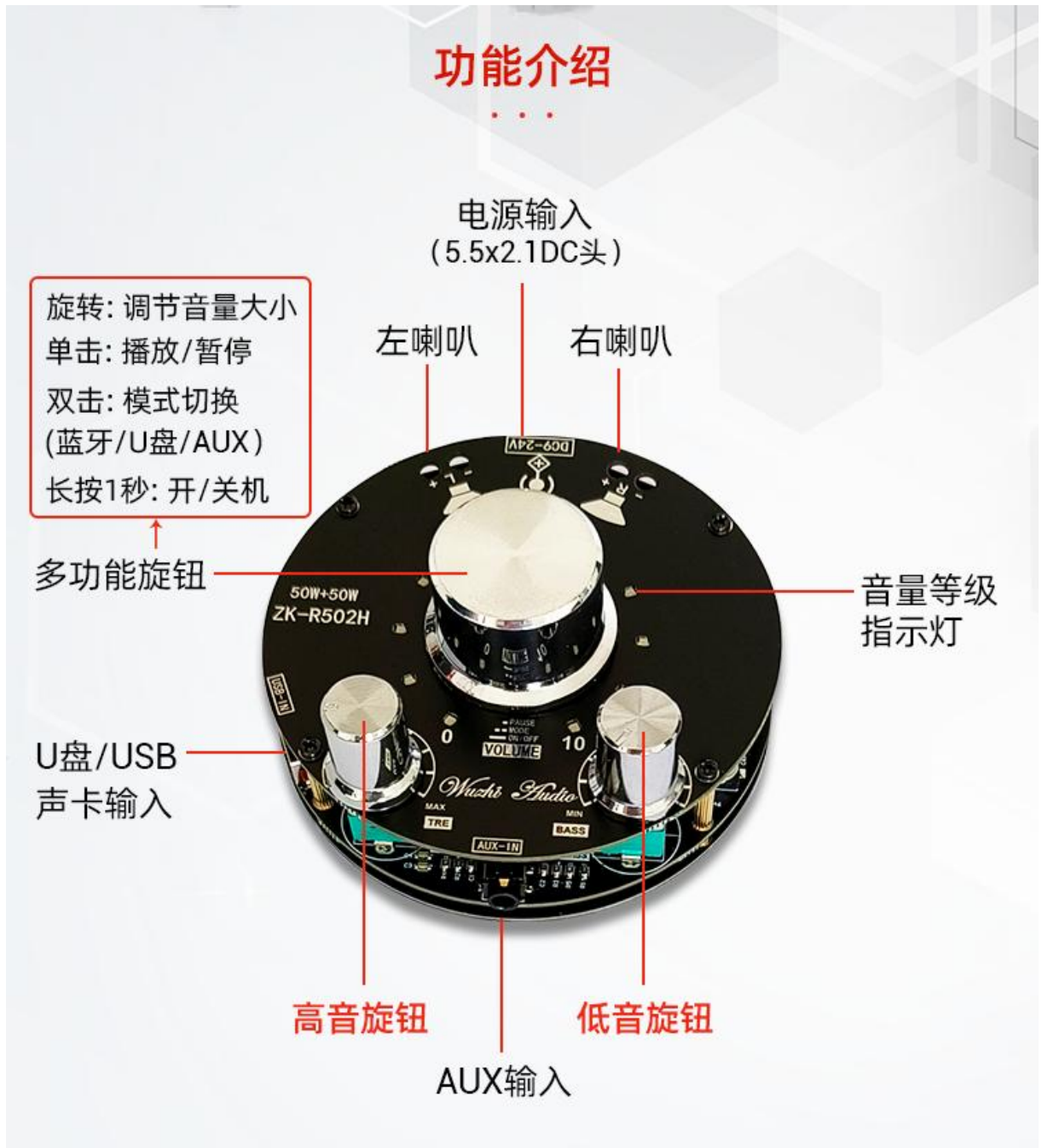
3. 旋钮操作介绍



4. 产品细节



5. 产品功能



6. 产品参数

产品参数
...



品牌：Wuzhi Audio

型号：ZK-R502H

名称：2.0声道50Wx2立体声带高低音调节蓝牙音频功率放大器

功放芯片：TPA3116D2

蓝牙版本：5.1

音频输入：蓝牙+AUX+U盘+USB声卡

音频输出：左声道50W+右声道50W

适配电源：DC9-24V，≥3A (不可接交流电)

适配喇叭：10-50W，4-8Ω

音量调节：多功能旋钮，360度无级调音，带音量等级指示。
单击：播放/暂停 双击：模式切换 (蓝牙/U盘/AUX)
长按1秒：开/关机 旋转：调节音量大小


保护机制：过温，过流，短路，防静电保护

特色功能：支持Wuzhi Audio APP。修改蓝牙名称，密码设置，提示音音量调节，开/关提示音，助眠曲，音效选择+自定义音效，U盘播放列表，音量指示灯亮度调节。

产品尺寸：81x81x34mm

产品重量：净重81g，含包装130g

7. 安装示意图



8. APP 设置界面

APP 设置界面
.....



蓝牙名称修改步骤

【输入新蓝牙名称】→【点设置按钮】→系统自动重启→【手机蓝牙取消与原蓝牙名称配对】→【找到新蓝牙名称重新配对】

蓝牙密码设置步骤

方法一：
【打开蓝牙密码开关】→使用默认密码 1111

方法二：
【打开蓝牙密码开关】→【输入密码】→【点设置按钮】→系统自动重启→【取消配对，再次连接会提示输入密码】

ZK-R502H 2.0 channel TPA3116D2 50Wx2 Treble-Bass BT audio power amplifier

ZK-R502H

TPA3116D2

50W+50W Stereo

Treble-Bass BT audio amplifier

BT | AUX | USB | Sound
5.1 | Input | disk | card



HD sound quality

Cool indicator light

Free:
Cool APP

The shell needs to be
assembled by yourself

Catalogue

ZK-R502H 2.0 channel TPA3116D2 50Wx2 Treble-Bass BT audio power amplifier.....	11
Catalogue	12
Product comparison table.....	13
High end audio experience.....	14
Introduction to knob operation	15
Product details.....	16
Product functions	17
Product parameters.....	18
Installation diagram.....	19
APP setting interface.....	20

1. Product comparison table

Product comparison table
...

Model	R302	R502E	R502H	R21E	R21H
Picture					
Features	support Wuzhi Audio APP				
Amplifier chip	TPA 3118	Chinese chip	TPA 3116D2	Chinese chip	TPA 3116D2
Audio input	BT5.1+AUX+USB disk+USB sound card				
Channels	Treble-bass adjustment 2.0 channels			2.1 channel with subwoofer	
Power output	30W+30W	50W+50W	50W+50W	50W+50W+100W	
Power supply	9-24V/≥3A	9-24V/≥3A	9-24V/≥3A	9-24V/≥7A	9-24V/≥7A
Speaker	10-50W 4-8Ω	10-50W 4-8Ω	10-50W 4-8Ω	L&R channel 4-8Ω Subwoofer 30-100W, 4-8Ω	15-50W, 4-8Ω
Volume adjustment	multi-function knob, 360 degree stepless tuning, with volume level indication. Click: play / pause Double click: mode switch (BT, USB disk, AUX) Long press for 1 second: on/off Rotate: adjust volume				
Protection	Over temperature, over-current, short circuit, anti-static protection				
Size	81*81*34mm	81*81*34mm	81*81*34mm	81*81*37mm	81*81*37mm
Weight (With package)	126g	127g	130g	129g	150g

2.High end audio experience

High end audio experience

Volume level indicator

Volume indication is synchronized with app

App can set 8 levels of brightness

Indicator brightness

Note: Plug free installation. The copper column is used as the connecting wire. Try not to clamp the two copper columns by hand when adjusting the volume, otherwise the normal display may be affected.

3.Introduction to knob operation




4.Product details

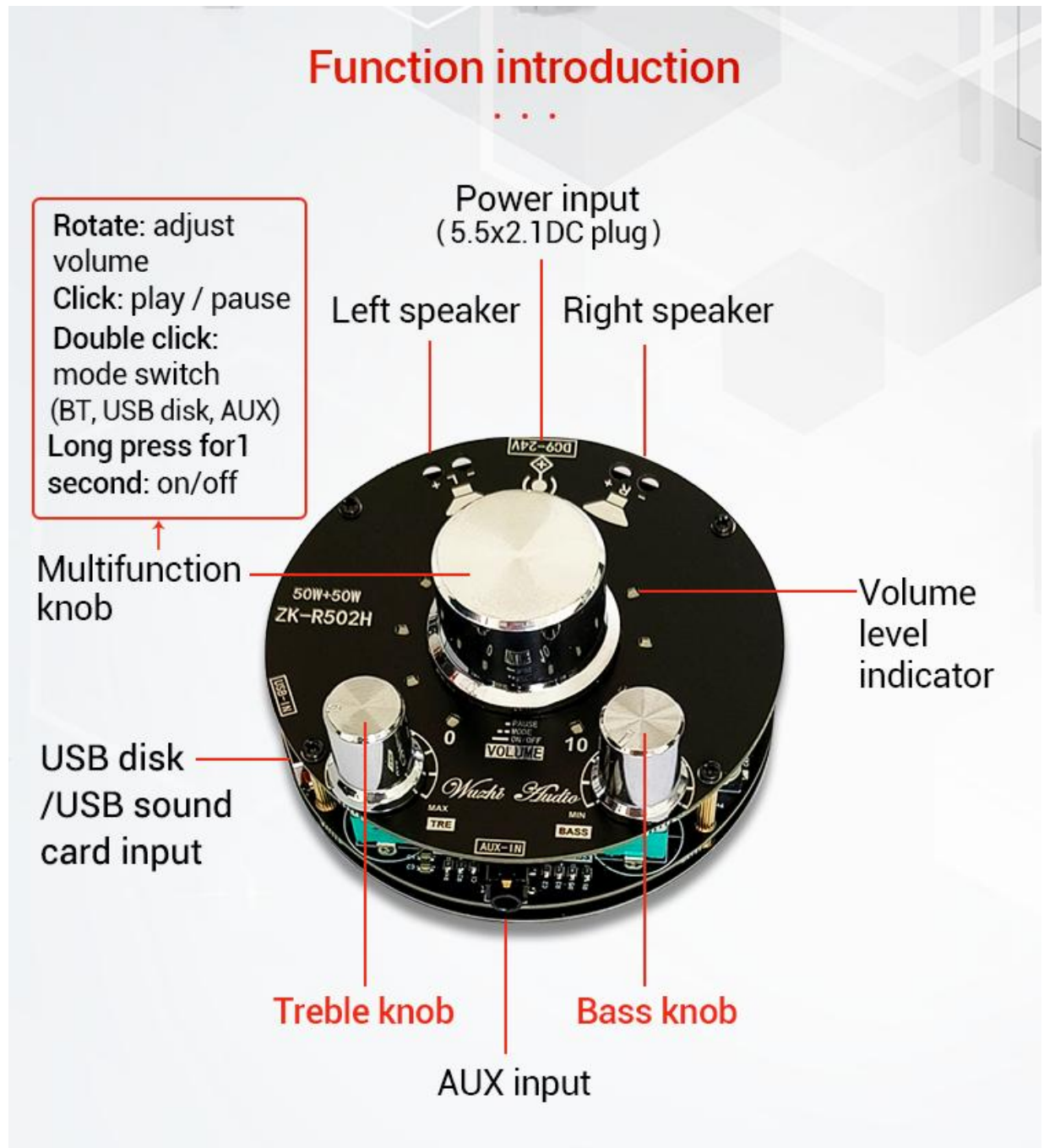
Product details

...

LC filter circuit, HD restore



5.Product functions




6.Product parameters

Product parameters
...



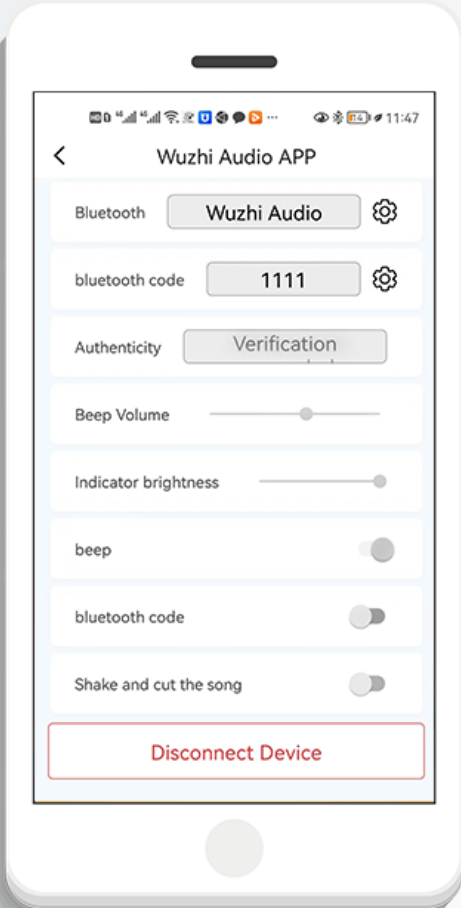
Brand:	Wuzhi Audio
Model:	ZK-R502H
Name:	2.0 channel 50Wx2 stereo BT audio power amplifier
Amplifier chip:	TPA3116D2
BT version:	5.1
Audio input:	BT+AUX+USB disk+USB sound card
Audio output:	Left channel 50W + right channel 50W
Adaptive power supply:	DC9-24V, ≥3A (Do not connect to AC)
Adaptive speaker:	10-50W, 4-8Ω
Volume adjustment:	multi-function knob, 360 degree stepless tuning, with volume level indication.
Click:	play / pause
Double click:	mode switch (BT, USB flash disk, AUX)
Long press for 1 second:	on/off
Rotate:	adjust volume
Protection mechanism:	Over temperature, over-current, short circuit, anti-static protection
Characteristic function:	Support Wuzhi Audio APP. Modify BT name, password setting, prompt tone volume adjustment, on/off prompt tone, lullaby, sound effect selection+custom sound effect, USB flash disk playlist,volume indicator brightness adjustment.
Size:	81x81x34mm
Product weight:	Net weight 81g,Weight with package 130g

7. Installation diagram



8. APP setting interface

APP setting interface
...



BT name modification steps

[enter a new BT name] → [click set button] → [system automatic restart] → [cancel pairing of mobile BT with the original BT name] → [find a new BTname and re pair]

BT password setting steps

Method 1:
[turn on BT password switch] → Use default password 1111

Method 2:
[turn on BT password switch] → [enter password] → [click the setting button] → [the system will restart automatically] → [cancel pairing, and you will be prompted to enter password when connecting again]